


Delete WhatsApp Chat Backups from Google Drive

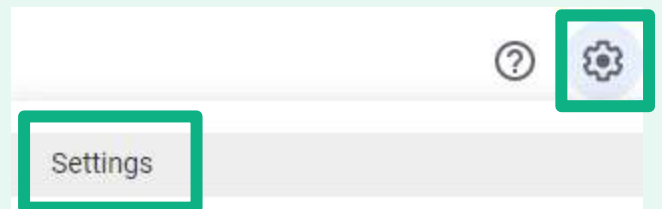


Visit <https://drive.google.com> on a web browser, or if you visit on a mobile device select **“Show Desktop Version”**

01

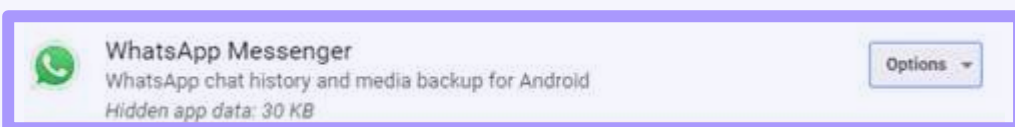
02

Click the Gear icon on the upper-right panel and select **“Settings”**



Click **“Manage Apps”** on the left menu column, then scroll down to WhatsApp Messenger

03



04

Click **“Options”** and select **“Delete hidden app data”**, then select **“Disconnect from Drive”**

